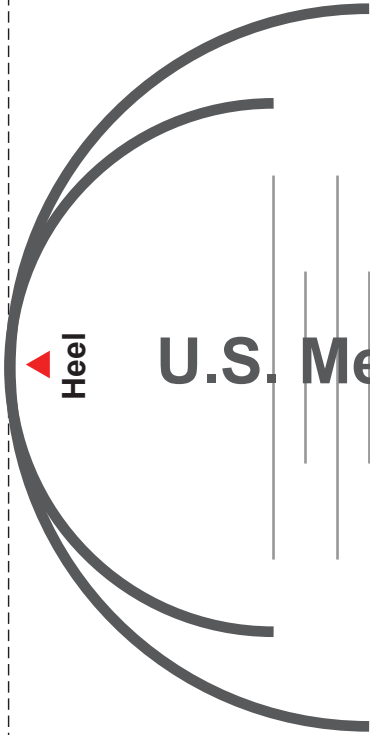




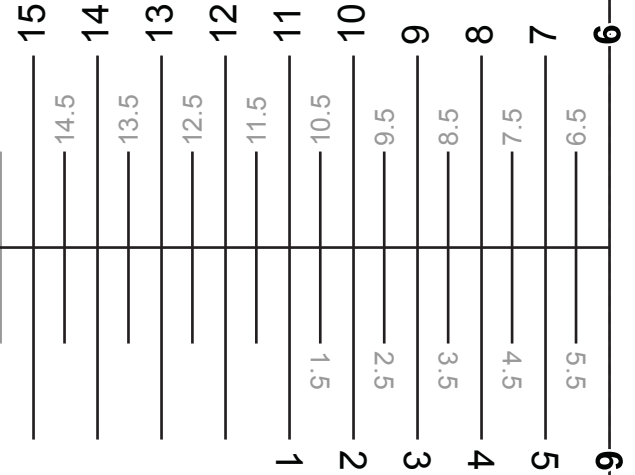
Shoe Sizing Guide

1. Print 2 copies of this sheet.
2. Print in Landscape mode and select to print Actual Size.
3. MEASURE the ruler guides at the bottom of this page to ensure correct sizing.
4. FOLD the ends where indicated & TAPE the dark lines together.
5. Place the heel side of the printout against a wall on a hard floor.
6. Measure both feet by counting off the lines and select largest.

Fold paper here and place against wall



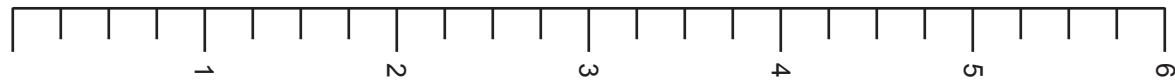
U.S. Mens Sizes



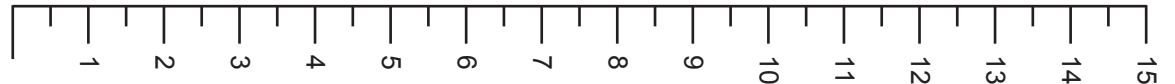
Fold paper here and tape

* Measure the ruler guides below to ensure the printout is to size.

Inches



Centimeters



Fold paper here and tape



Shoe Sizing Guide

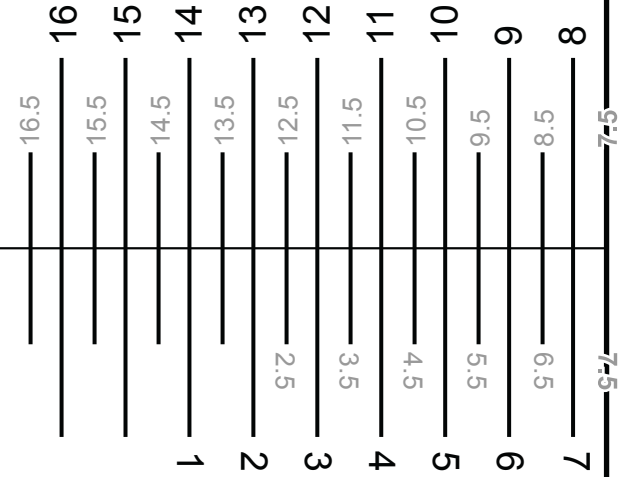
1. Print 2 copies of this sheet.
2. Print in Landscape mode and select to print Actual Size.
3. MEASURE the ruler guides at the bottom of this page to ensure correct sizing.
4. FOLD the ends where indicated & TAPE the dark lines together.
5. Place the heel side of the printout against a wall on a hard floor.
6. Measure both feet by counting off the lines and select largest.

Fold paper here and place against wall



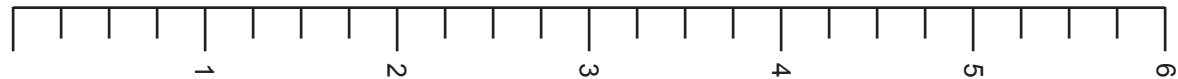
Heel

U.S. Womens Sizes

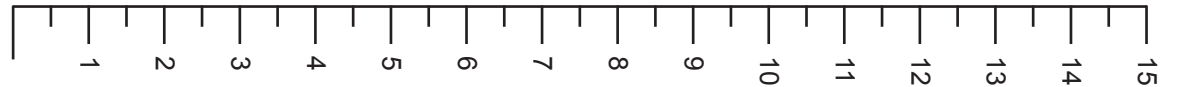


* Measure the ruler guides below to ensure the printout is to size.

Inches



Centimeters



Fold paper here and tape

Fold paper here and tape